


Risk of preterm birth

Gestational age job aid

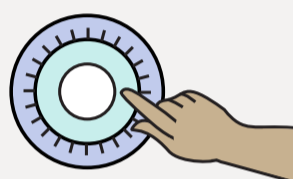
Review ultrasound dating



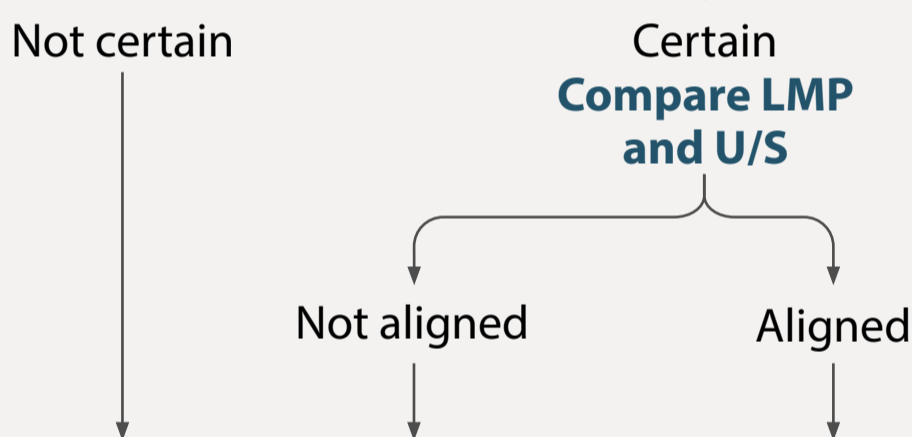
Dating U/S available?



Compare U/S and LMP dates



LMP certain?



Use U/S dating to confirm GA

Use LMP dating to confirm GA

Regardless of trimester

Abbreviations

GA	gestational age
LMP	last menstrual period
U/S	ultrasound
PTL	preterm labour
PPROM	premature prelabour rupture of membranes

LMP is certain if

- Certain about the first day of LMP, and
- Regular cycles of 24–32 days for at least 6 months before pregnancy, and
- Not on contraception:
 - oral for at least 3 months before her LMP
 - or
 - injectable for at least 6 months before her LMP.

Timing of ultrasound

Aligned if difference is:

Up to 8 ⁺⁶	± 5 days
9 ⁺⁰ to 15 ⁺⁶	± 7 days
16 ⁺⁰ to 21 ⁺⁶	± 10 days
22 ⁺⁰ to 27 ⁺⁶	± 14 days
>28 ⁺⁰	± 21 days

Determine actions for care and counsel – based on confirmed GA

Viability – depending on local context

24⁺⁰–28⁺⁰ weeks

32⁺⁰ weeks

34⁺⁰ weeks

37⁺⁰ weeks

